

DTC	B0107/51	Short in P Squib Circuit (to Ground)
------------	-----------------	---

CIRCUIT DESCRIPTION

The P squib circuit consists of the airbag sensor assembly and front passenger airbag assembly. It causes the SRS to deploy when the SRS deployment conditions are satisfied. For details of the function of each component, see OPERATION on page RS-2. DTC B0107/51 is recorded when ground short is detected in the P squib circuit.

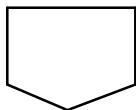
DTC No.	DTC Detecting Condition	Trouble Area
B0107/51	<ul style="list-style-type: none"> • Short circuit in P squib wire harness (to ground) • P squib malfunction • Airbag sensor assembly malfunction 	<ul style="list-style-type: none"> • Front passenger airbag assembly (P squib) • Airbag sensor assembly • Wire harness

WIRING DIAGRAM

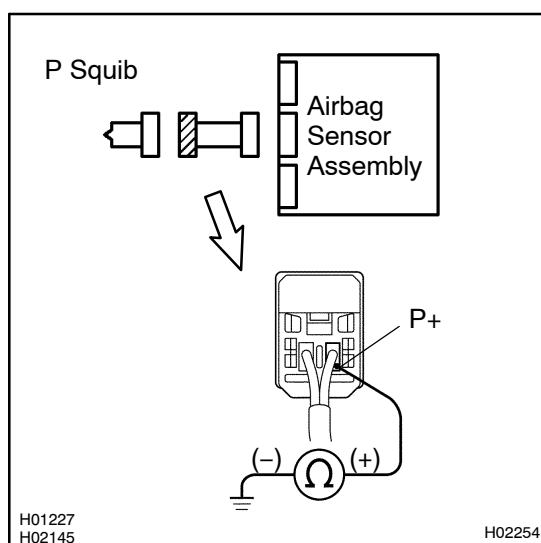
See page DI-481.

INSPECTION PROCEDURE

1	Prepare for inspection. (See step 1 on page DI-550)
----------	--



2	Check P squib circuit.
----------	-------------------------------



CHECK:

For the connector (on the front passenger airbag assembly side) between the front passenger airbag assembly and the airbag sensor assembly, measure the resistance between P+ and body ground.

OK:

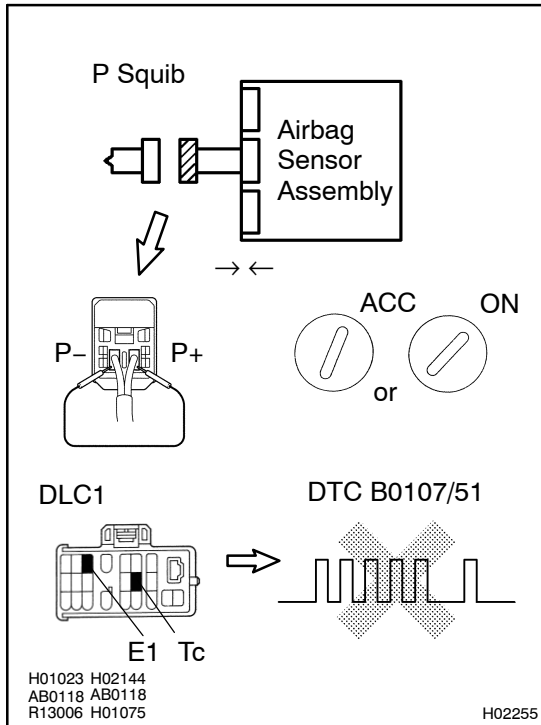
Resistance: 1 MΩ or Higher

NG

Repair or replace harness or connector between front passenger airbag assembly and airbag sensor assembly.

OK

3 Check airbag sensor assembly.



PREPARATION:

- Connect the connector to the airbag sensor assembly.
- Using a service wire, connect P+ and P- of the connector (on the front passenger airbag assembly side) between the front passenger airbag assembly and the airbag sensor assembly.
- Connect negative (-) terminal cable to the battery, and wait at least for 2 seconds.

CHECK:

- Turn ignition switch to ACC or ON and wait at least for 20 seconds.
- Clear DTC stored in memory.
(See step 5 on page [DI-449](#))
- Turn ignition switch to LOCK, and wait at least for 20 seconds.
- Turn ignition switch to ACC or ON, and wait at least for 20 seconds.
- Check DTC.
(See page [DI-449](#))

OK:

DTC B0107/51 is not output.

HINT:

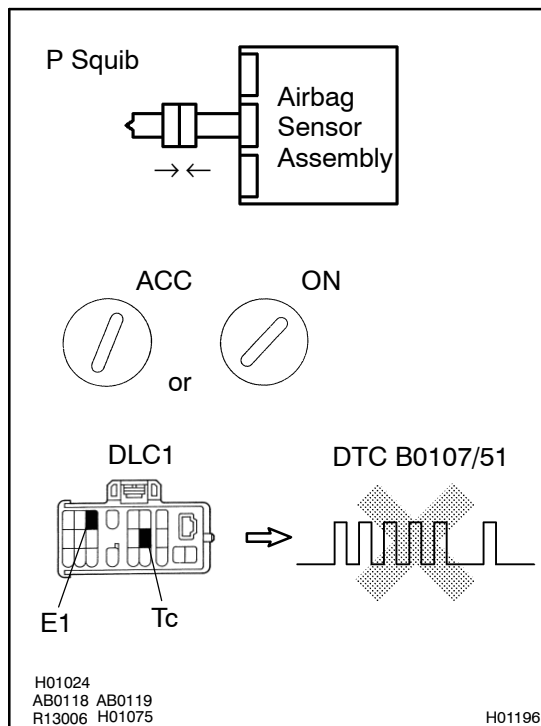
Codes other than code B0107/51 may be output at this time, but they are not relevant to this check.

NG

Replace airbag sensor assembly.

OK

4 Check P squib.



PREPARATION:

- Turn ignition switch to LOCK.
- Disconnect negative (-) terminal cable from the battery, and wait at least for 90 seconds.
- Connect the front passenger airbag assembly connector.
- Connect negative (-) terminal cable to the battery, and wait at least for 2 seconds.

CHECK:

- Turn ignition switch to ACC or ON, and wait at least for 20 seconds.
- Clear DTC stored in memory.
(See step 5 on page [DI-449](#))
- Turn ignition switch to LOCK, and wait at least for 20 seconds.
- Turn ignition switch to ACC or ON, and wait at least for 20 seconds.
- Check DTC.
(See page [DI-449](#))

OK:

DTC B0107/51 is not output.

HINT:

Codes other than code B0107/51 may be output at this time, but they are not relevant to this check.

NG

Replace front passenger airbag assembly.

OK

From the results of the above inspection, the malfunctioning part can now be considered normal. To make sure of this, use the simulation method to check. If the malfunctioning part can not be detected by the simulation method, replace all SRS components including the wire harness.